




**UNIVERSAL PUBLISHING  
PRODUCTION MUSIC**

**U  
U-DRIVE**



# Universal Production Music



- [www.unippm.se](http://www.unippm.se)
- Udrive
- Music Report Tool
- Music supervision

# The website

---



- Log on to [www.unippm.se](http://www.unippm.se)
- Click "Create A Free Account" and follow the instructions.
- You now have an account from where you can
  - Listen, Search & Download
  - Create projects
  - Share projects with colleagues
  - Themed playlists
  - Live chat help

# U-DRIVE



A screenshot of the U-Drive website interface. The top navigation bar includes links for Home, New Releases, About Us, Music For..., News, Licensing, and Live Help. Below this is a search bar with a "Search" button and a "Type your keywords here ..." input field. The main content area features the U-Drive logo and a "HELP" section. Under "HELP", there is a "Tutorial Video's:" section with a video player showing a "Getting Started" tutorial. The video player has a progress bar at the bottom showing 00:00 / 7:20. Below the video player is a "Search" section with a search bar and a "Search" button.

Click the below links to get started with the Udrive.

### *Getting Started*

<http://www.youtube.com/watch?v=RJHfgBZrq1I>

### *Search*

<http://www.youtube.com/watch?v=KvxWhJhbnQ0>

### *Transferring & Working with DAW's*

<http://www.youtube.com/watch?v=jEVRR6AfFXs>

### *Music Organisation*

<http://www.youtube.com/watch?v=O1DhN4x3YYc>

# Music report tool (AAF FILE)




- Send your IP address to [micke.jonasson@umusic.com](mailto:micke.jonasson@umusic.com)
- Access via [musicreportunippm.eu/universal](http://musicreportunippm.eu/universal) (no http or www just copy paste the link into your browser)

To use the universal music report tool you need an AAF file or an XML file export from your edit.

## AAf Export (AVID)

1. Right click the sequence you want -> Click "Export"
2. Select where you would like to save it
3. Click "Options" -> Choose Export as: AAF -> Check "Include All Audio Tracks In Sequence" -> Make sure it says Export Method: Link to (Don't Export) Media
4. Click "Save As" --> Give the settings a name (For example "Music Report AAF")
5. Give the AAF you are saving a name (For example "CompanyName\_ProductionName\_Episode" Example: FunProductions\_CookingWithBob\_PGM13) -> click "Save"



# Music report tool (XML FILE)



## Export XML from Final Cut

1. Check that the path to the original music file is active, that music harddrive is connected. If path is not active, the duration will not be taken into consideration by Final Cut
2. Right-click on the sequence that you want to extract the XML-file from. Go to [export] and choose [XML]
3. The "Export XML"-window should then open. Use these settings:  
Format: Apple XML Interchange Format, version 4  
Leave [Include Master Clips Outside Selection] UNchecked  
Leave [Save project with latest clip metadata (recommended)] checked  
Click OK
3. Chose Destination to save the file. Save the file with given filename, preferably:  
CompanyName\_ProductionName\_Episode  
Example:  
FunProductions\_CookingWithBob\_Eps13  
The file is ready to be sent.

# Music report tool (XML FILE)

## The process

(copy&paste [musicreportunippm.eu/universal](http://musicreportunippm.eu/universal) into your browser)

1. Add your file/s by click the "välj file" button.
2. Choose **excel** in the "result presentation" field
3. When all files are added click Generate reports

The application will now upload the AAF/XML files to the server and start to process the files. When the upload and process is finished excel will start and show the result.

There are probly some info you don't need. Delete what you don't need and tweak the excel so that you get a good overveiw of the music report.

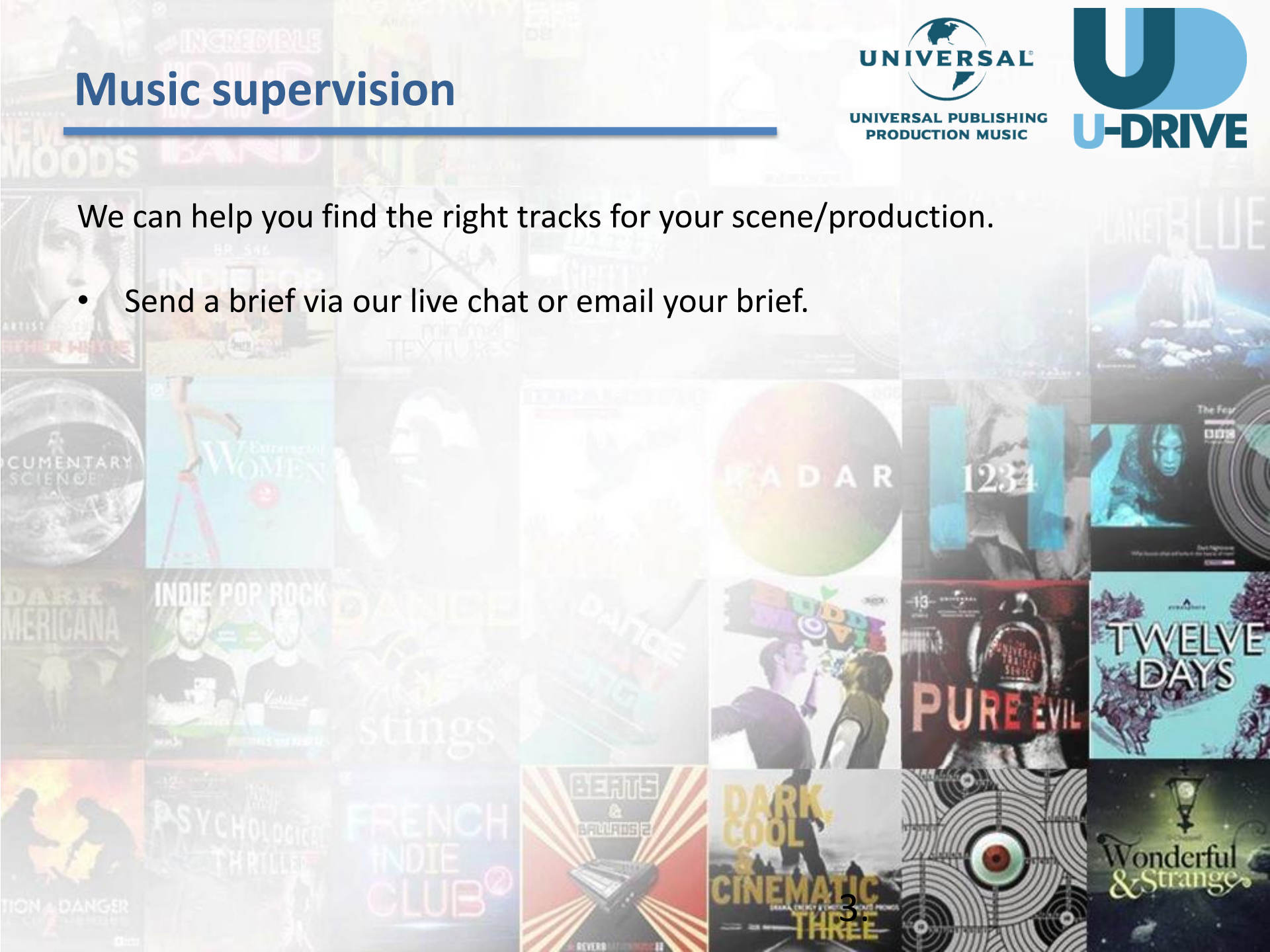
Contact Micke Jonasson if you need help.

# Music supervision



We can help you find the right tracks for your scene/production.

- Send a brief via our live chat or email your brief.





# Contact

---



Sweden

[patrick.appelgren@umusic.com](mailto:patrick.appelgren@umusic.com)

+46 709 71 33 82

Denmark/Norway (music report tool)

[micke.jonasson@umusic.com](mailto:micke.jonasson@umusic.com)

+46 7 09 71 33 84

Finland & Baltic Countries

[michael.sannholm@umusic.com](mailto:michael.sannholm@umusic.com)

+358 44 5166244